



PREFITTING AND MACHINING FOR HARDWARE

6291 Orangethorpe Ave, Buena Park, CA 90620
Phone: 800-854-5951 FAX: 714-994-6971

All template / location boxes to be completed and templates MUST be provided

Liability for machining accuracy will be assumed only upon receipt of templates, completed Haley detail sheets, and physical samples and/or templates as required.

PAGE of

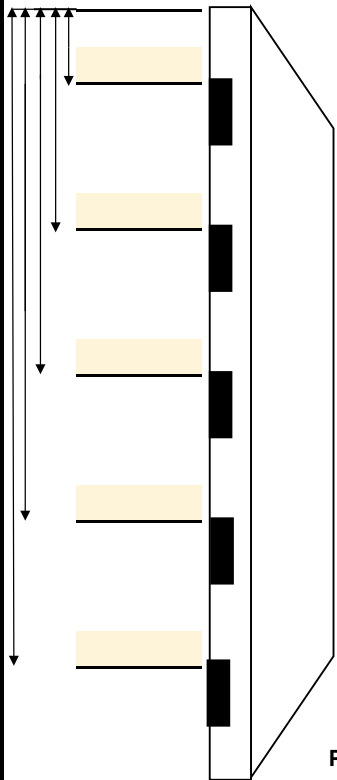
CUSTOMER

PO NUMBER

DATE

Submit new orders to: HBOrders@HaleyBros.com

SPEC NO.



HINGES

SIZE

BACKSET

THICKNESS

Pilot Holes

MANUFACTURER

TEMPLATE NO.

CORNERS

1/4" Radius

5/8" Radius

Square

ELECTRIC POWER TRANSFER / WIRE CHASE

MFG

TEMPLATE NO.

LOCATION

PIVOTS / SOSS

MANUFACTURER

TOP TEMPLATE NO.

CENTER TEMPLATE NO.

BOTTOM TEMPLATE NO.

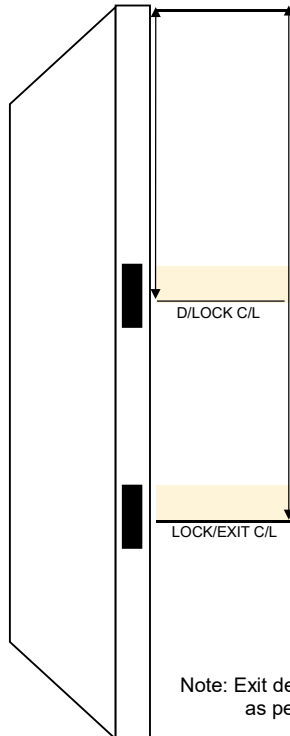
MISC HARDWARE

MANUFACTURER

TEMPLATE NO.

FUNCTION NO.

LOCATION



LOCK/EXIT DEVICE

BORED LOCK DEAD LOCK

FACE BORE

BOLT BORE

BACKSET

F-P WIDTH

F-P HEIGHT

D/LOCK C/L

LOCK/EXIT C/L

CORNERS

1/4" Radius 1/4" Radius

Square Square

DEVICE

Mortise Lock Card Lock

Mortise Exit CVR

Rim Exit Device SVR

BACKSET FROM DEVICE

BACKSET FROM LATCH

Note: Exit device backset shall be determined as per manufacturer's template

Cyl Lock / Dead Lock / Mortise Lock / Card Lock / Exit Device

MANUFACTURER

TEMPLATE NO.

FUNCTION NO.

MANUFACTURER

TEMPLATE NO.

FUNCTION NO.

MANUFACTURER

TEMPLATE NO.

FUNCTION NO.

FLUSHBOLT / STRIKE

STRIKES & FLUSHBOLT SPEC

STRIKE MFG

Dustbox

TEMPLATE NO.

DEAD STRIKE MFG

Dustbox

TEMPLATE NO.

FLUSH BOLT MFG/MODEL

TEMPLATE/FUNCTION NO.

Top Bottom

Closer / Holder Spec

MANUFACTURER

TEMPLATE NO.

FUNCTION NO.

DEGREE OF OPENING

ADB / Bottom Plow / Door Guide

MANUFACTURER

TEMPLATE NO.

DIMENSIONS

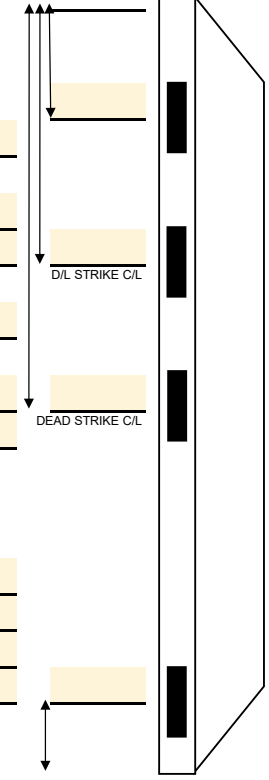
Fire Bolt Spec

MANUFACTURER

TEMPLATE NO.

SIZE

LOCATION



CUSTOMER SIGNATURE HALEY 7-0 335 160

For Haley Use PLANT ORDER NO.