



2-PANEL SQUARE-TOP SMOOTH

Austere, yet welcoming, this uncluttered interior door design has broad appeal.

6'8" and 8'0" Sizes Available (Extended Lead Time on 7'0" Doors)
 1'4", 1'6", 1'8" and 2'2" not available in 8'0".

1'0"	1'2"	1'3"	1'4"	1'6"	1'8"	1'10"	2'0"	2'2"	2'4"	2'6"	2'8"	2'10"	3'0"
							■	■	■	■	■	■	■

Durable, Long Lasting Performance

Made from molded high-density fiberboard, Haley Bros 2-panel square-top resists shrinking, swelling cracking and joint separation. Engineered wood designs out performs wood doors while offering *superior value*. Available in standard 6'8" and 8'0" passage sizes with elegant smooth finish.

Haley offers a limited 1-year warranty for quality and craftsmanship on all residential molded panel doors.



- Available in 6'8" & 8'0" passage sizes.
- Most sizes can be specified for either hollow or solid core construction and with either finger joint or MDF stiles and rails.
- Elegant smooth finish.
- Available in 20, 45 and 60-minute fire ratings.
- All doors are available primed with a low VOC primer; ready to paint.
- Covered by a 1-year limited warranty for interior use.

GREEN BENEFITS

Haley molded door designs (facings) meet Phase 2 of the **California Air Resources Board (CARB)** Airborne Toxic Control Measure (ATCM) 93120.

Haley molded door designs contain **No Added Urea Formaldehyde (NAUF.)**

All hollow core Haley interior passage content doors contain a **minimum of 25% pre-consumer recycled wood fiber content.**

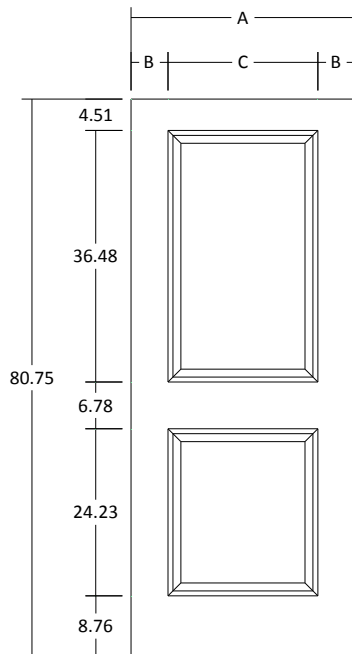
HALEY BROS., INC.

6291 Orangethorpe Ave
 Buena Park, CA 90620

Ph: 800-854-5951
 info@haleybros.com
 www.haleybros.com

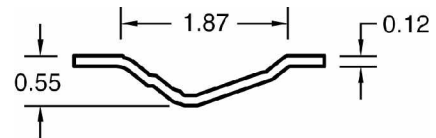


MOLDED DOOR DESIGNS - DIMENSIONAL SPECIFICATIONS



2-Panel Square-Top Smooth 6'8"

Patented INP P rofile



2-Panel Square-Top Smooth 6'8"

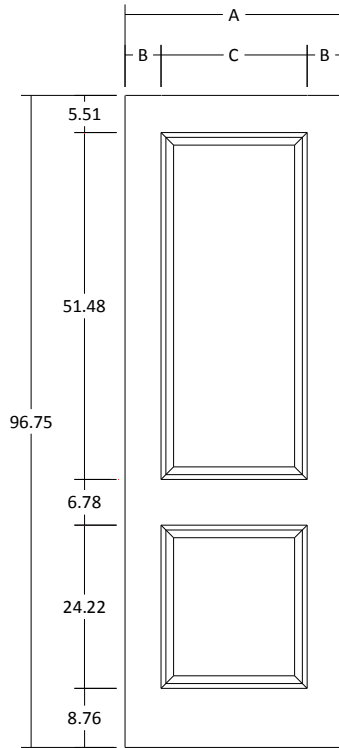
MOLDED DOOR DESIGN (DOOR FACING) SIZE

Overall length and width dimensions +/- 1/16"

Nominal	A	B	C	D
36	36.375	6.34	23.69	--
34	34.375	6.34	21.69	--
32	32.375	5.34	21.69	--
30	30.375	5.34	19.69	--
28	28.375	5.34	17.69	--
26	26.375	5.34	15.69	--
24	24.375	4.34	15.69	--
20*	20.375	4.21	11.96	--
18*	18.375	3.21	11.96	--
16 U*	16.375	4.69	7.00	--
18/18 B	--	--	--	--
16/16 B	--	--	--	--
15/15 B	--	--	--	--
14/14 B	--	--	--	--
12/12 B	--	--	--	--

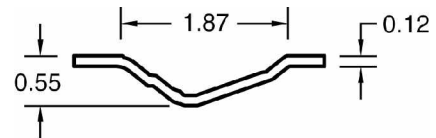


MOLDED DOOR DESIGNS - DIMENSIONAL SPECIFICATIONS



Carrara Smooth 8'0"

Patented INPP rofile



Carrara Smooth 8'0"

MOLDED DOOR DESIGN (DOOR FACING) SIZE

Overall length and width dimensions +/- 1/16"

Nominal	A	B	C	D
36	36.375	6.34	23.69	--
34	34.375	6.34	21.69	--
32	32.375	5.34	21.69	--
30	30.375	5.34	19.69	--
28	28.375	5.34	17.69	--
26	26.375	5.34	15.69	--
24	24.375	4.34	15.69	--
20*	20.375	4.21	11.96	--
18*	18.375	3.21	11.96	--
16 U*	16.375	4.65	7.08	--
18/18 B	--	--	--	--
16/16 B	--	--	--	--
15/15 B	--	--	--	--
14/14 B	--	--	--	--
12/12 B	--	--	--	--