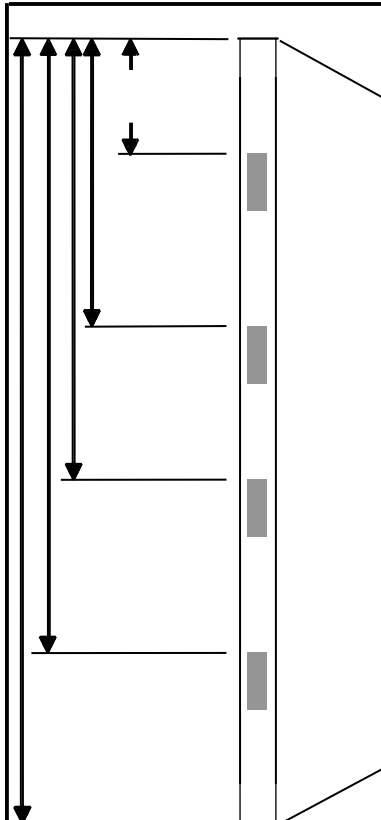


**PREFITTING AND MACHINING FOR HARDWARE**

LIABILITY FOR MACHINING ACCURACY WILL BE ASSUMED ONLY UPON RECEIPT OF TEMPLATES COMPLETED HALEY BROS. MACHINING DETAIL SHEETS, AND PHYSICAL SAMPLES AND/OR TEMPLATES AS REQUIRED. ALL DETAIL SHEETS MUST BE APPROVED AND SIGNED BY CUSTOMER

 CUSTOMER   
 PO NUMBER   
 CUSTOMER APPROVAL BY   
 DATE SIGNED 


SIZE

BACKSET

THICKNESS

PIVOT

TEMPLATE NO

**CORNERS**

1/4 RADIUS

5/8 RADIUS

SQUARE

**LOCKS/EXIT DEVICE**

	BORED LOCK	DEAD LOCK
FACE BORE	<input type="text"/>	<input type="text"/>
BOLT BORE	<input type="text"/>	<input type="text"/>
BACKSET	<input type="text"/>	<input type="text"/>
FACE PLATE	<input type="text"/>	<input type="text"/>

**CORNERS**

1/4 RADIUS

5/8 RADIUS

SQUARE

MORTISE LOCK

UNIT LOCK

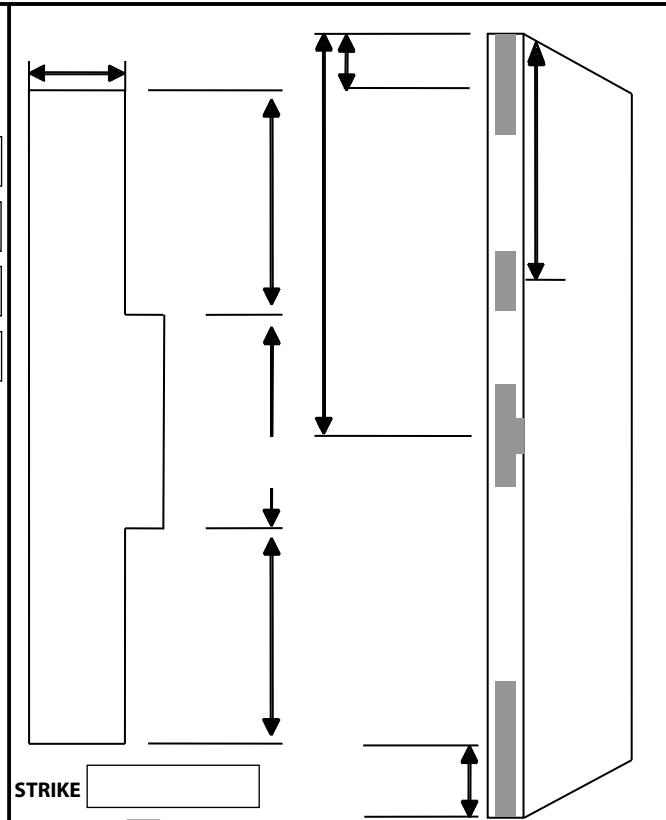
EXIT DEVICE

MANUFACTURER

TEMPLATE NO

FUNCTION NO

NOTE: EXIT DEVICE BACKSET SHALL BE GIVEN AS THE DISTANCE FROM C/L DEVICE TO CL OF DOOR THICKNESS AT LOCK STILE U.O.N.



STRIKE

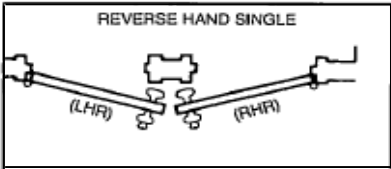
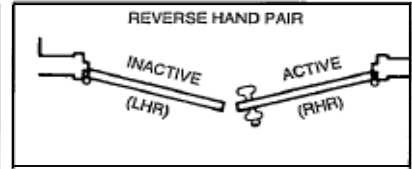
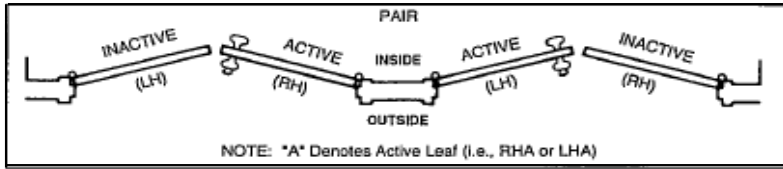
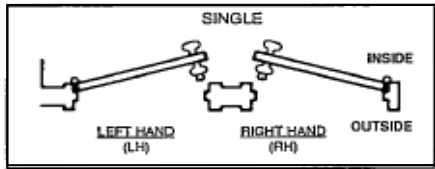
DUST BOX

TEMPLATE NO  FLUSH BOLT SIZE

DEADLOCK STRIKE  TEMPLATE NO

DUST BOX  TOP

TEMPLATE NO  BOTTOM



**SPECIAL INSTRUCTIONS:**

**HARDWARE DRAWING NO.**

NOTE: HANDINGS SHOWN ARE METAL HANDINGS.