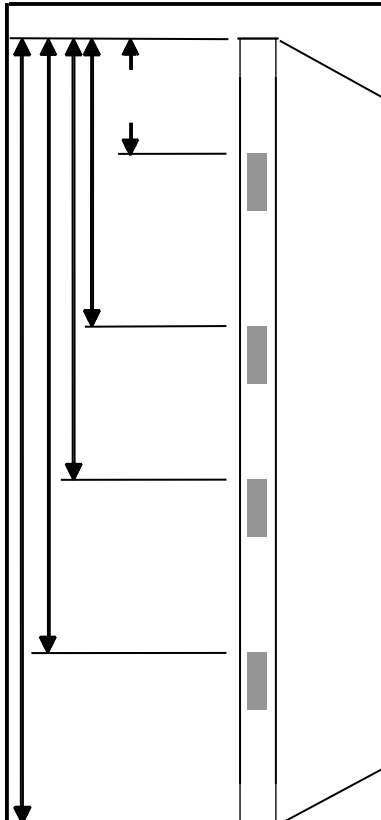


PREFITTING AND MACHINING FOR HARDWARE

LIABILITY FOR MACHINING ACCURACY WILL BE ASSUMED ONLY UPON RECEIPT OF TEMPLATES COMPLETED HALEY BROS. MACHINING DETAIL SHEETS, AND PHYSICAL SAMPLES AND/OR TEMPLATES AS REQUIRED. ALL DETAIL SHEETS MUST BE APPROVED AND SIGNED BY CUSTOMER

 CUSTOMER
 PO NUMBER
 CUSTOMER APPROVAL BY
 DATE SIGNED


SIZE

BACKSET

THICKNESS

PIVOT

TEMPLATE NO

CORNERS

1/4 RADIUS

5/8 RADIUS

SQUARE

LOCKS/EXIT DEVICE

| | BORED LOCK | DEAD LOCK |
|------------|----------------------|----------------------|
| FACE BORE | <input type="text"/> | <input type="text"/> |
| BOLT BORE | <input type="text"/> | <input type="text"/> |
| BACKSET | <input type="text"/> | <input type="text"/> |
| FACE PLATE | <input type="text"/> | <input type="text"/> |

CORNERS

1/4 RADIUS

5/8 RADIUS

SQUARE

MORTISE LOCK

UNIT LOCK

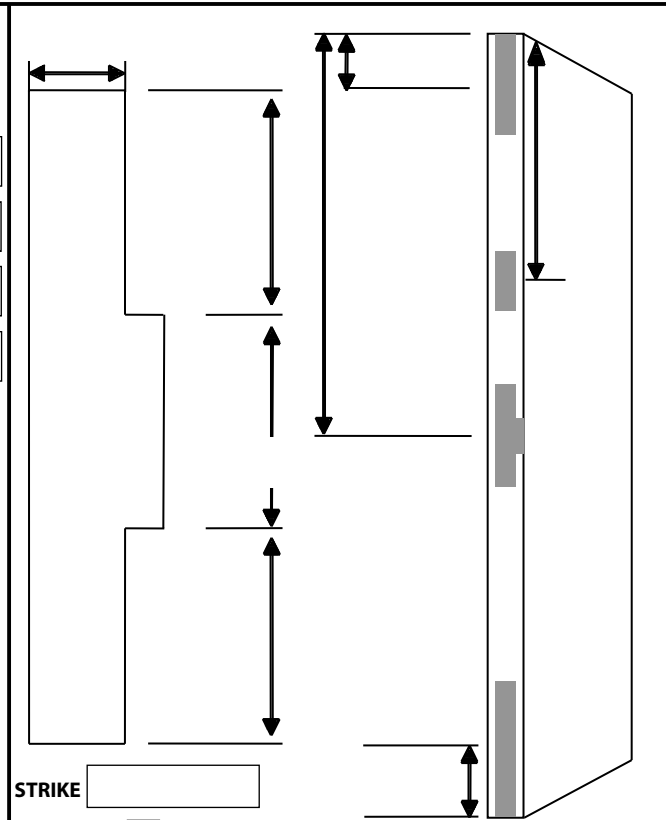
EXIT DEVICE

MANUFACTURER

TEMPLATE NO

FUNCTION NO

NOTE: EXIT DEVICE BACKSET SHALL BE GIVEN AS THE DISTANCE FROM C/L DEVICE TO CL OF DOOR THICKNESS AT LOCK STILE U.O.N.



STRIKE

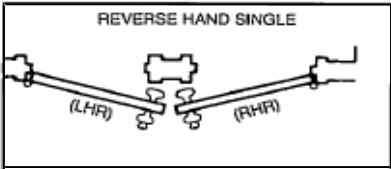
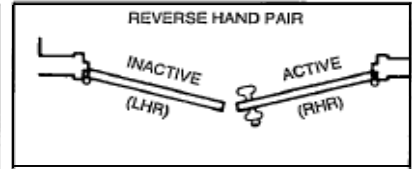
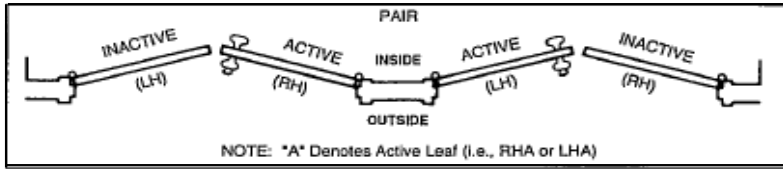
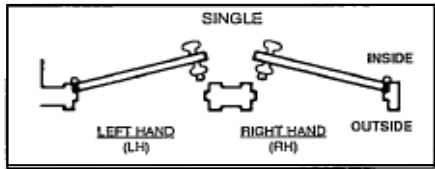
DUST BOX

TEMPLATE NO FLUSH BOLT SIZE

DEADLOCK STRIKE TEMPLATE NO

DUST BOX TOP

TEMPLATE NO BOTTOM



SPECIAL INSTRUCTIONS:

HARDWARE DRAWING NO.

NOTE: HANDINGS SHOWN ARE METAL HANDINGS.