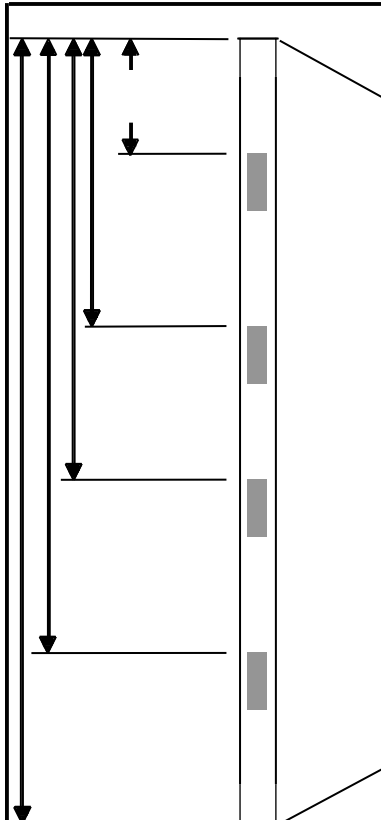


PREFITTING AND MACHINING FOR HARDWARE

LIABILITY FOR MACHINING ACCURACY WILL BE ASSUMED ONLY UPON RECEIPT OF TEMPLATES COMPLETED HALEY BROS. MACHINING DETAIL SHEETS, AND PHYSICAL SAMPLES AND/OR TEMPLATES AS REQUIRED. ALL DETAIL SHEETS MUST BE APPROVED AND SIGNED BY CUSTOMER

 CUSTOMER
 PO NUMBER
 CUSTOMER APPROVAL BY
 DATE SIGNED


SIZE
 BACKSET
 THICKNESS
 PIVOT
 TEMPLATE NO
CORNERS
 1/4 RADIUS
 5/8 RADIUS
 SQUARE

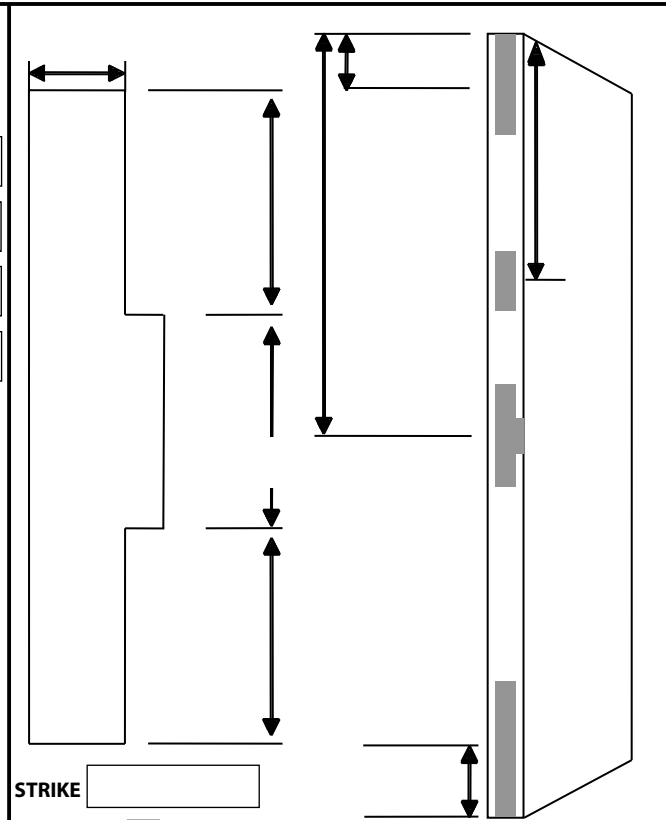
LOCKS/EXIT DEVICE

	BORED LOCK	DEAD LOCK
FACE BORE	<input type="text"/>	<input type="text"/>
BOLT BORE	<input type="text"/>	<input type="text"/>
BACKSET	<input type="text"/>	<input type="text"/>
FACE PLATE	<input type="text"/>	<input type="text"/>

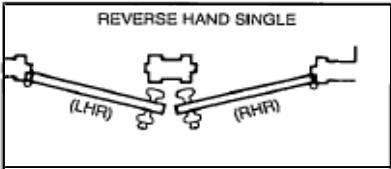
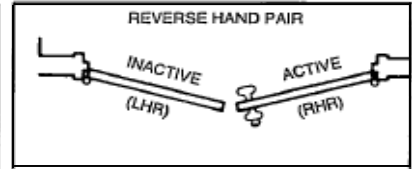
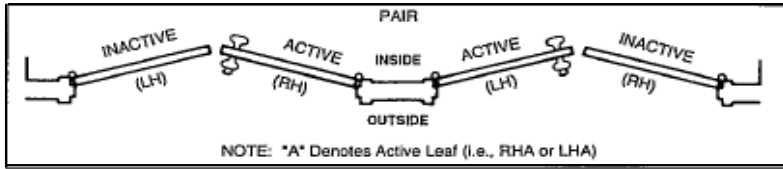
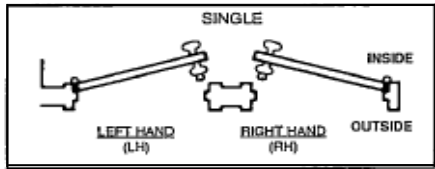
CORNERS
 1/4 RADIUS
 5/8 RADIUS
 SQUARE
 MORTISE LOCK
 UNIT LOCK
 EXIT DEVICE

MANUFACTURER
 TEMPLATE NO
 FUNCTION NO

NOTE:
 EXIT DEVICE BACKSET SHALL BE GIVEN AS THE DISTANCE FROM C/L DEVICE TO CL OF DOOR THICKNESS AT LOCK STILE U.O.N.



STRIKE
 DUST BOX
 TEMPLATE NO FLUSH BOLT SIZE
 DEADLOCK STRIKE TEMPLATE NO
 DUST BOX TOP
 TEMPLATE NO BOTTOM



SPECIAL INSTRUCTIONS:

NOTE: HANDINGS SHOWN ARE METAL HANDINGS.

HARDWARE DRAWING NO.