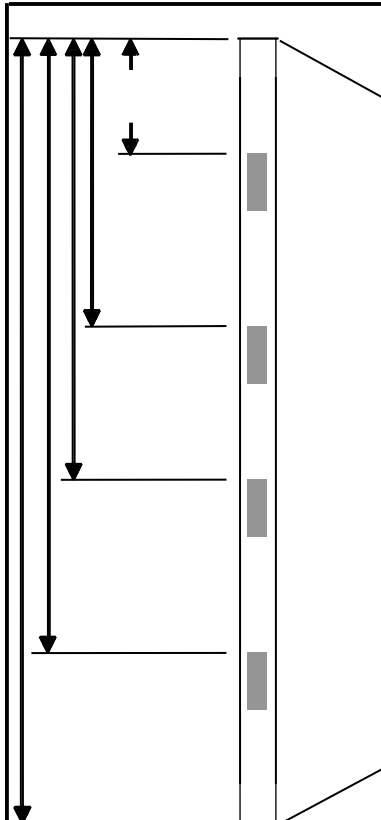


PREFITTING AND MACHINING FOR HARDWARE

LIABILITY FOR MACHINING ACCURACY WILL BE ASSUMED ONLY UPON RECEIPT OF TEMPLATES COMPLETED HALEY BROS. MACHINING DETAIL SHEETS, AND PHYSICAL SAMPLES AND/OR TEMPLATES AS REQUIRED. ALL DETAIL SHEETS MUST BE APPROVED AND SIGNED BY CUSTOMER

 CUSTOMER
 PO NUMBER
 CUSTOMER APPROVAL BY
 DATE SIGNED


SIZE

BACKSET

THICKNESS

PIVOT

TEMPLATE NO

CORNERS

1/4 RADIUS

5/8 RADIUS

SQUARE

LOCKS/EXIT DEVICE

	BORED LOCK	DEAD LOCK
FACE BORE	<input type="text"/>	<input type="text"/>
BOLT BORE	<input type="text"/>	<input type="text"/>
BACKSET	<input type="text"/>	<input type="text"/>
FACE PLATE	<input type="text"/>	<input type="text"/>

CORNERS

1/4 RADIUS

5/8 RADIUS

SQUARE

MORTISE LOCK

UNIT LOCK

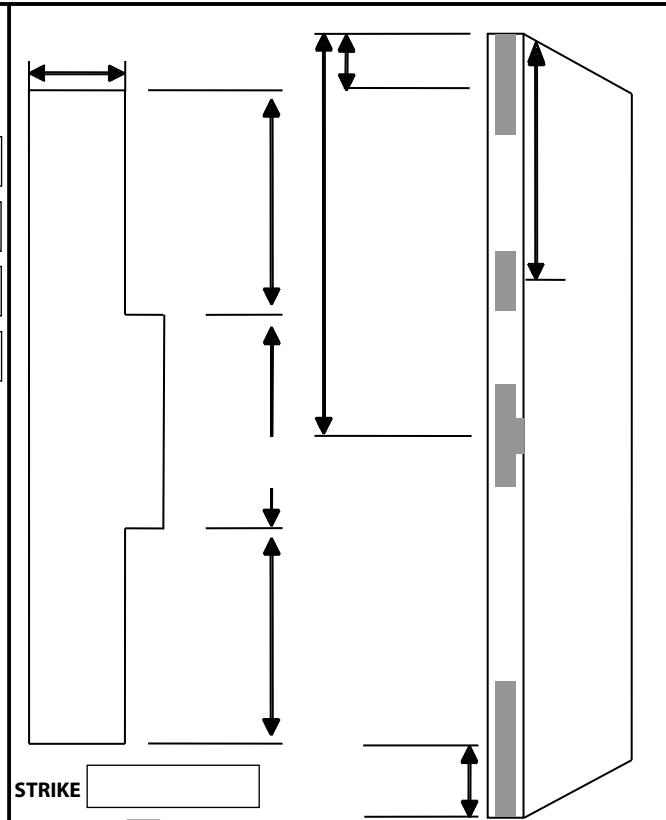
EXIT DEVICE

MANUFACTURER

TEMPLATE NO

FUNCTION NO

NOTE: EXIT DEVICE BACKSET SHALL BE GIVEN AS THE DISTANCE FROM C/L DEVICE TO CL OF DOOR THICKNESS AT LOCK STILE U.O.N.



STRIKE

DUST BOX

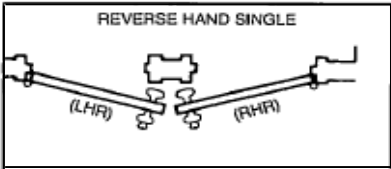
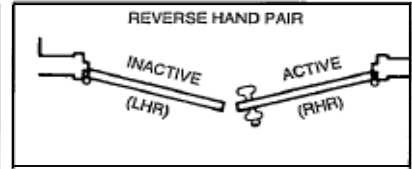
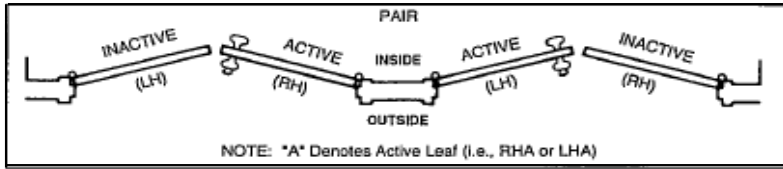
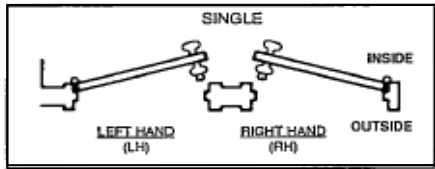
TEMPLATE NO FLUSH BOLT SIZE

DEADLOCK STRIKE TEMPLATE NO

DUST BOX

TEMPLATE NO TOP

TEMPLATE NO BOTTOM



SPECIAL INSTRUCTIONS:

HARDWARE DRAWING NO.

NOTE: HANDINGS SHOWN ARE METAL HANDINGS.