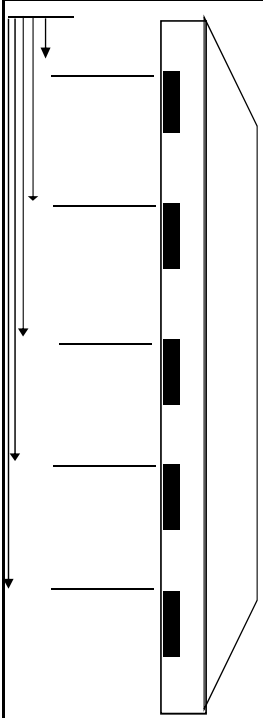


All template/ location boxes to be filled in and templates **MUST** be provided.  
Liability for machining accuracy will be assumed only upon receipt of templates,  
completed Haley detail sheets, and physical samples and/or templates as required

PAGE	_____	of	_____
CUSTOMER	_____		
PO NUMBER	_____		
FORM APPROVED BY	_____		
DATE	_____		

**SPEC NO.**  
\_\_\_\_\_



**HINGES**

SIZE \_\_\_\_\_  
BACKSET \_\_\_\_\_  
THICKNESS \_\_\_\_\_  
Pilot Holes \_\_\_\_\_  
MANUFACTURER \_\_\_\_\_  
TEMPLATE NO. \_\_\_\_\_  
WIRE CHASE HINGE \_\_\_\_\_

**CORNERS**

1/4" Radius \_\_\_\_\_  
5/8" Radius \_\_\_\_\_  
Square \_\_\_\_\_

**Electric Power Transfer**

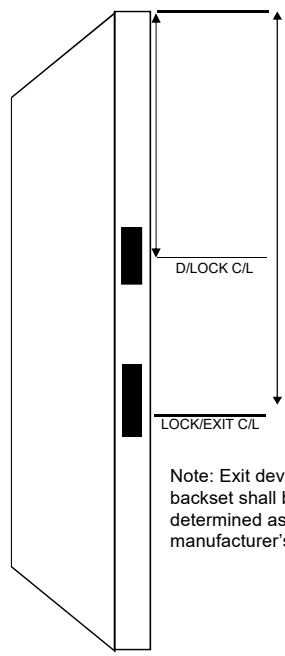
MFG \_\_\_\_\_  
TEMP # \_\_\_\_\_  
LOCATION \_\_\_\_\_

**Pivots / SOSS**

MANUFACTURER \_\_\_\_\_  
TOP TEMPLATE NO. \_\_\_\_\_  
CENTER TEMPLATE NO. \_\_\_\_\_  
BOTTOM TEMPLATE NO. \_\_\_\_\_

**Misc. Hardware**

MANUFACTURER \_\_\_\_\_  
TEMPLATE NO. \_\_\_\_\_  
FUNCTION NO. \_\_\_\_\_  
LOCATION \_\_\_\_\_



Note: Exit device backset shall be determined as per manufacturer's template

**Cylindrical Lock/ Dead Lock / Mortise Lock/ Card Lock / Exit Device**

MANUFACTURER	_____
TEMPLATE NO.	_____
FUNCTION NO.	_____
MANUFACTURER	_____
TEMPLATE NO.	_____
FUNCTION NO.	_____
MANUFACTURER	_____
TEMPLATE NO.	_____
FUNCTION NO.	_____

**LOCK/EXIT DEVICE**

<b>BORED LOCK</b>	<b>DEAD LOCK</b>
FACE BORE _____	_____
BOLT BORE _____	_____
BACKSET _____	_____
F-P WIDTH _____	_____
F-P HEIGHT _____	_____

**CORNERS**

1/4" Radius	1/4" Radius
5/8" Radius	5/8" Radius
Square	Square

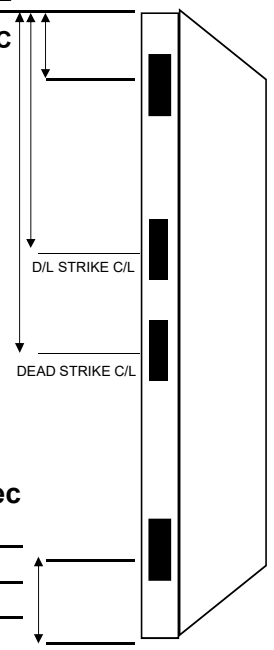
**DEVICE**

Mortise Lock	CVR
Exit	SVR
Card Lock	
BACKSET FROM DEVICE	_____
BACKSET FROM LATCH	_____

**FLUSHBOLT / STRIKE**

**STRIKES & FLUSHBOLT SPEC**

STRIKE MFG	_____
DUST BOX	_____
TEMPLATE NO.	_____
DEAD STRIKE MFG	_____
DUST BOX	_____
TEMPLATE NO.	_____
FLUSH BOLT MFG/MODEL	_____
TEMPLATE/ FUNCTION NO.	_____
TOP	_____
BOTTOM	_____



**Closer / Holder Spec**

MANUFACTURER \_\_\_\_\_  
TEMPLATE NO. \_\_\_\_\_  
TEMPLATE NO. \_\_\_\_\_  
Degree of Opening \_\_\_\_\_

**Bottom Plow/ Door Guide/ Floor Guide**

MANUFACTURER \_\_\_\_\_  
TEMPLATE NO. \_\_\_\_\_

**Fire Bolt Spec**

MANUFACTURER \_\_\_\_\_  
TEMPLATE NO. \_\_\_\_\_  
SIZE \_\_\_\_\_  
LOCATION \_\_\_\_\_

**FOR HALEY USE**

PLANT \_\_\_\_\_  
ORDER NO. \_\_\_\_\_

Customer Signature \_\_\_\_\_