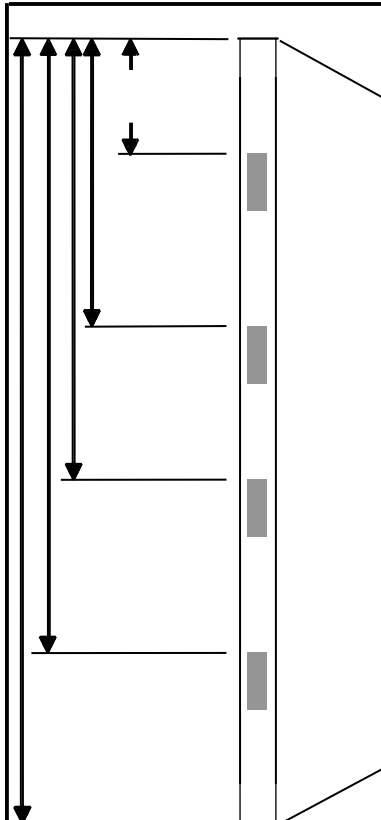


PREFITTING AND MACHINING FOR HARDWARE

LIABILITY FOR MACHINING ACCURACY WILL BE ASSUMED ONLY UPON RECEIPT OF TEMPLATES COMPLETED HALEY BROS. MACHINING DETAIL SHEETS, AND PHYSICAL SAMPLES AND/OR TEMPLATES AS REQUIRED. ALL DETAIL SHEETS MUST BE APPROVED AND SIGNED BY CUSTOMER

 CUSTOMER
 PO NUMBER
 CUSTOMER APPROVAL BY
 DATE SIGNED


SIZE

BACKSET

THICKNESS

PIVOT

TEMPLATE NO

CORNERS

1/4 RADIUS

5/8 RADIUS

SQUARE

LOCKS/EXIT DEVICE

	BORED LOCK	DEAD LOCK
FACE BORE	<input type="text"/>	<input type="text"/>
BOLT BORE	<input type="text"/>	<input type="text"/>
BACKSET	<input type="text"/>	<input type="text"/>
FACE PLATE	<input type="text"/>	<input type="text"/>

CORNERS

1/4 RADIUS

5/8 RADIUS

SQUARE

MORTISE LOCK

UNIT LOCK

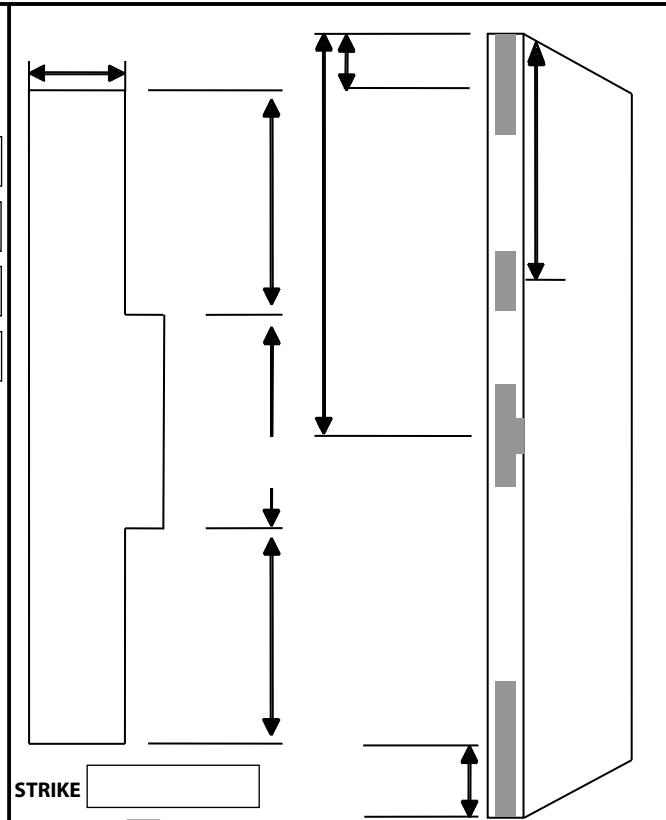
EXIT DEVICE

MANUFACTURER

TEMPLATE NO

FUNCTION NO

NOTE: EXIT DEVICE BACKSET SHALL BE GIVEN AS THE DISTANCE FROM C/L DEVICE TO CL OF DOOR THICKNESS AT LOCK STILE U.O.N.



STRIKE

DUST BOX

TEMPLATE NO

DEADLOCK STRIKE

DUST BOX

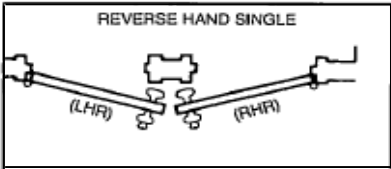
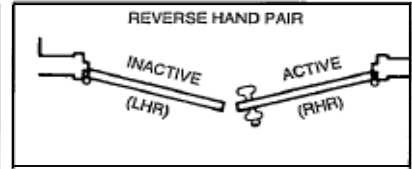
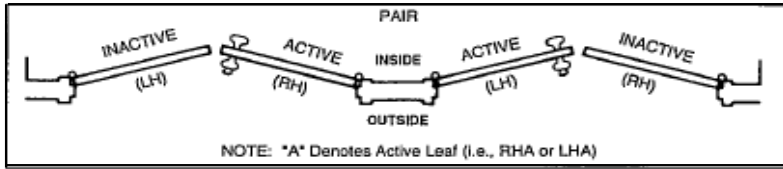
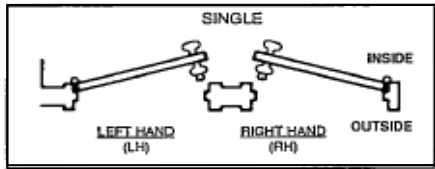
TEMPLATE NO

FLUSH BOLT SIZE

TEMPLATE NO

TOP

BOTTOM



SPECIAL INSTRUCTIONS:

HARDWARE DRAWING NO.