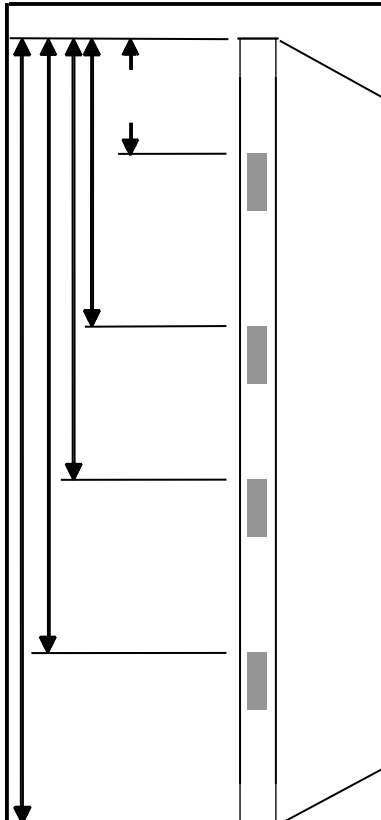


**PREFITTING AND MACHINING FOR HARDWARE**

LIABILITY FOR MACHINING ACCURACY WILL BE ASSUMED ONLY UPON RECEIPT OF TEMPLATES COMPLETED HALEY BROS. MACHINING DETAIL SHEETS, AND PHYSICAL SAMPLES AND/OR TEMPLATES AS REQUIRED. ALL DETAIL SHEETS MUST BE APPROVED AND SIGNED BY CUSTOMER

 CUSTOMER   
 PO NUMBER   
 CUSTOMER APPROVAL BY   
 DATE SIGNED 


SIZE   
 BACKSET   
 THICKNESS   
 PIVOT   
 TEMPLATE NO   
**CORNERS**  
 1/4 RADIUS   
 5/8 RADIUS   
 SQUARE

**LOCKS/EXIT DEVICE**

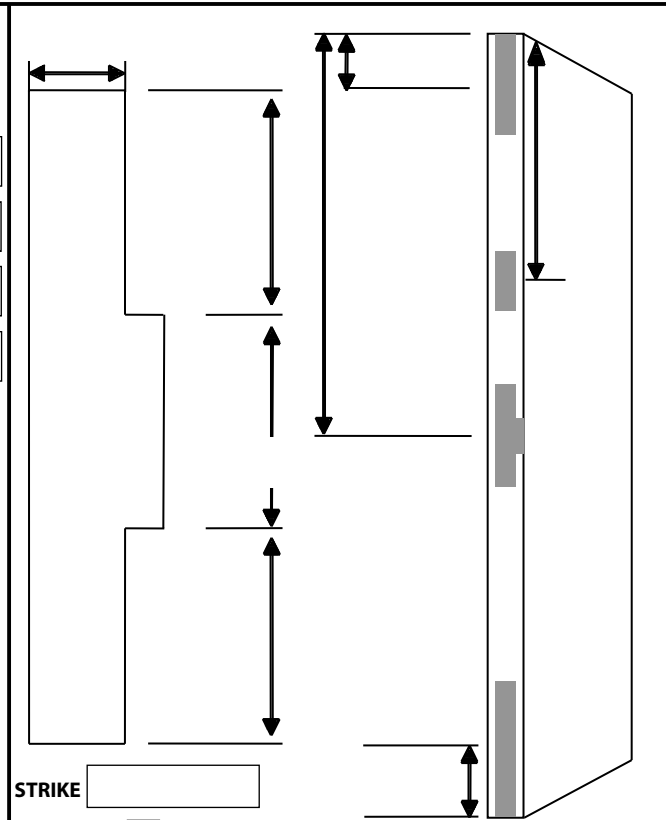
	BORED LOCK	DEAD LOCK
FACE BORE	<input type="text"/>	<input type="text"/>
BOLT BORE	<input type="text"/>	<input type="text"/>
BACKSET	<input type="text"/>	<input type="text"/>
FACE PLATE	<input type="text"/>	<input type="text"/>

**CORNERS**  
 1/4 RADIUS    
 5/8 RADIUS    
 SQUARE    
 MORTISE LOCK   
 UNIT LOCK   
 EXIT DEVICE

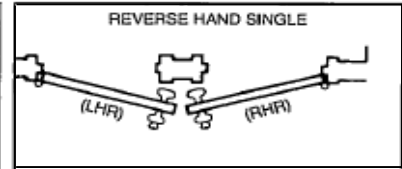
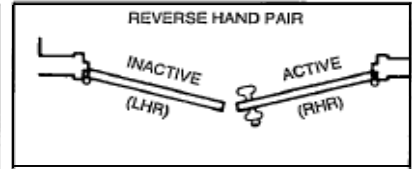
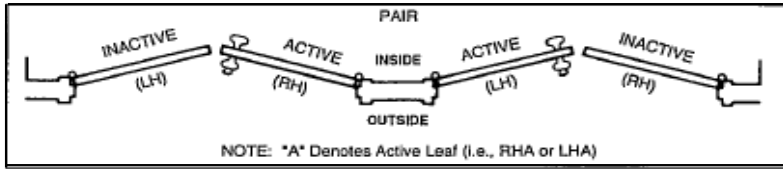
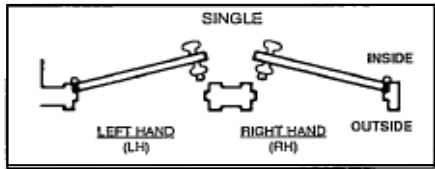
C/L Lock Front

MANUFACTURER   
 TEMPLATE NO   
 FUNCTION NO

**NOTE:**  
 EXIT DEVICE BACKSET SHALL BE GIVEN AS THE DISTANCE FROM C/L DEVICE TO CL OF DOOR THICKNESS AT LOCK STILE U.O.N.



STRIKE   
 DUST BOX   
 TEMPLATE NO  FLUSH BOLT SIZE   
 DEADLOCK STRIKE  TEMPLATE NO   
 DUST BOX  TOP   
 TEMPLATE NO  BOTTOM



**SPECIAL INSTRUCTIONS:**

**HARDWARE DRAWING NO.**